


Spelling Workbook

Phonics Patterns

Part 1



Name _____

Sound City Reading

Entire contents © 2011 By Kathryn J. Davis
7223 Cedar Lane Drive
Germantown, TN 38138
(901) 737-4466
All rights reserved.

Permission is hereby granted to teachers, parents, and
tutors to reproduce student materials in this book
for individual or classroom use. Permission is granted
for school-wide reproduction of materials.
Commercial reproduction is prohibited.


Printed in the United States of America

Table of Contents


How To Use This Book.....	4
sh/ship.....	5
o/son	10
e/me, o/go	15
or/horse.....	20
th/thumb, th/this	25
Ending consonant blends	
_ost, _ump, _ast, _and.....	30
_est, _amp, _ent, _ust.....	34
_elp, _ond, _end	38
_elf, _ext, _elt, _ept.....	42
_ist, _ilk, _ift, _oft.....	46
_ask, _esk, _isk, _usk.....	50
ck/Jack	54
ö/to, _ve/give.....	59
ch/chicken.....	64
tch/match	69
nch/bench.....	71
Beginning consonant blends	
st, sn, sm, sk, sc, sp, squ, sw, tw, dw	76
cl, fl, sl, bl, pl, gl, spl.....	81
br, dr, cr, fr, pr, tr, gr, scr, str, spr.....	85
wh/when	89
ng/ring	93
nk/wink.....	98
oi/oil.....	103
ou/ouch	105
ou/four	109
ou/soup	111
ow/cow	113
ow/snow.....	115
u/push	117
oo/foot	119
oo/moon.....	121

How To Use This Book


1. Use this workbook with the *Phonics Patterns For Beginning Readers Part 1*. The phonics patterns in this workbook are covered in the same sequence as the patterns in the booklet. Students should practice reading each set of words and sentences, then do the related workbook pages. Students should be sure to use their best handwriting.
2. Some of the words in this workbook may be new to students. Be sure to explain the meaning of any unknown words.
4. Congratulate the student on taking a big step towards becoming an independent writer.



ship



shop



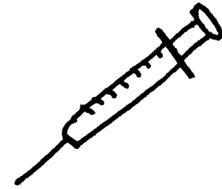
shot



shell



shut



fish




dish



cash






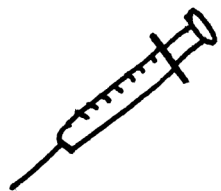




mash



rush

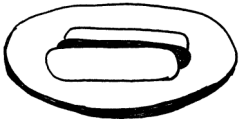









Draw a line from each word to the matching picture.

<p>fish dish mash cash rush</p>	<p>shop shot shut shell ship</p>		
			
<hr style="border-top: 1px dashed black;"/>	<hr style="border-top: 1px dashed black;"/>	<hr style="border-top: 1px dashed black;"/>	<hr style="border-top: 1px dashed black;"/>
			
<hr style="border-top: 1px dashed black;"/>	<hr style="border-top: 1px dashed black;"/>	<hr style="border-top: 1px dashed black;"/>	<hr style="border-top: 1px dashed black;"/>

Copy the correct word under each picture.
Circle each word in the box after you use it.

1. Pam has a rash. _____
2. Jill will rush. _____
3. A man got a fish. _____
4. A hot dog is on a dish. _____
5. It is a pet shop. _____
6. It is not a big ship. _____
7. It is a big ship. _____
8. A fish is in it. _____

<p>A</p> 	<p>B</p> 	<p>C</p> 	<p>D</p> 
<p>E</p> 	<p>F</p> 	<p>G</p> 	<p>H</p> 

Write the letter for each picture beside the matching sentence.

Name _____ Date _____

Write the correct word in each sentence.

ship

rush


dish

shop


rash

fish

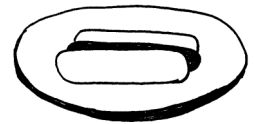
1. A man got a _____ .




2. It is a pet _____ .



3. A hot dog is on a _____ .



4. It is a big _____ .



5. Jill will _____ .




6. Pam has a _____ .



Word Sort

Gus	ship	sell
gush	sip	shell
Sam	hip	mess
sham	ham	mesh

sh 

h 

s 

Write each word in the column with the matching sound.




son




ton

won



oven

from



front

Draw a line from each word to the matching picture.


son




front


won


from



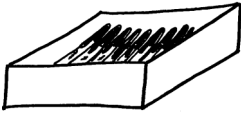






ton


oven



Copy the correct word under each picture.
Circle each word in the box after you use it.

1. Tom has a lot of sons. _____
2. Ted has a lot of bugs. _____
3. Jim has a box of pens. _____
4. Jan has a box of shells. _____
5. Sam won. _____
6. It has a ton of sand. _____
7. A lot of kids got in front of a bus. _____
8. An oven is hot. _____

<p>A</p> 	<p>B</p> 	<p>C</p> 	<p>D</p> 
<p>E</p> 	<p>F</p> 	<p>G</p> 	<p>H</p> 

Write the letter for each picture beside the matching sentence.

Name _____ Date _____

Write the correct word in each sentence.

sons

ton

won

of

front

oven

1. Sam _____ .




2. Jan has a box _____ shells.



3. Tom has a lot of _____ .




4. An _____ is hot.



5. A lot of kids got
in _____ of a bus.



6. It has a _____ of sand.



Word Sort

top

frog

won

ton

front

wok

of

sob

off

son

o



o



Write each word in the column with the matching vowel sound.



wē




mē

hē




shē



gō



yō – yō



nō



sō hot



Draw a line from each word to the matching picture.

go

he

no



me

yo-yo

we







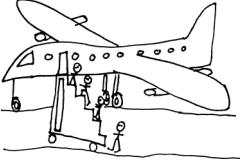

sō hot

she



Copy the correct word under each picture.
Circle each word in the box after you use it.

1. We will get on a jet. _____
2. She will sell a bell. _____
3. We will pet a cat. _____
4. He hit me! _____
5. She is so hot. _____
6. We will go on a bus. _____
7. No, Max can not go. _____
8. Pat has a red yo-yo. _____

<p>A</p> 	<p>B</p> 	<p>C</p> 	<p>D</p> 
<p>E</p> 	<p>F</p> 	<p>G</p> 	<p>H</p> 

Write the letter for each picture beside the matching sentence.

Name _____ Date _____

Write the correct word in each sentence.

We

She

me

so

No

go


1. We will _____ on a bus.




2. _____ will pet a cat.




3. He hit _____ !



4. She is _____ hot.

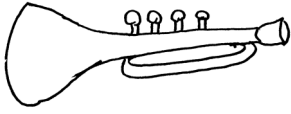


5. _____ , Max can not go.




6. _____ will sell a bell.






or



for




corn



horse^x

horn



torn



Draw a line from each word to the matching picture.

or




torn

for

corn

horse

horn



Copy the correct word under each picture.
Circle each word in the box after you use it.

1. Will he get a cat or a dog? _____

2. It is for Mom. _____


3. Mom will fix corn for us. _____

4. She has a horse. _____


5. It is a horn. _____

6. Is it a pig or a fish? _____

A




B




C



D



E



F



Write the letter for each picture beside the matching sentence.

Name _____ Date _____

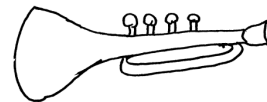
Write the correct word in each sentence.

or	for	horn
corn	torn	horse


1. It is _____ mom.




2. Bob has a _____ .



3. Will he get a cat
_____ a dog?



4. Mom will fix _____
for us.



5. She has a _____.



6. It is _____.



Word Sort

cob

horse

fox

corn

hog

for

hop

not

horn

nor

o



or



o		or

Write each word in the column with the matching vowel sound.



bath



math



path



moth


$$\begin{array}{r} 5 \\ +5 \\ \hline 10 \end{array}$$

with



thin


this



that












them



then











Draw a line from each word to the matching picture.

<p>thin with then them this</p>	<p>path bath math moth that</p>		
<hr style="border-top: 1px dashed black;"/>		<hr style="border-top: 1px dashed black;"/>	<hr style="border-top: 1px dashed black;"/>
<hr style="border-top: 1px dashed black;"/>	<hr style="border-top: 1px dashed black;"/>	<hr style="border-top: 1px dashed black;"/>	<hr style="border-top: 1px dashed black;"/>
			$\begin{array}{r} 5 \\ +5 \\ \hline 10 \end{array}$
<hr style="border-top: 1px dashed black;"/>		<hr style="border-top: 1px dashed black;"/>	<hr style="border-top: 1px dashed black;"/>
<hr style="border-top: 1px dashed black;"/>	<hr style="border-top: 1px dashed black;"/>	<hr style="border-top: 1px dashed black;"/>	<hr style="border-top: 1px dashed black;"/>
			
<hr style="border-top: 1px dashed black;"/>		<hr style="border-top: 1px dashed black;"/>	<hr style="border-top: 1px dashed black;"/>
<hr style="border-top: 1px dashed black;"/>	<hr style="border-top: 1px dashed black;"/>	<hr style="border-top: 1px dashed black;"/>	<hr style="border-top: 1px dashed black;"/>

Copy the correct word under each picture.
Circle each word in the box after you use it.

1. The man will fix the van. _____
2. That is a big bell. _____
3. The dog will get a bath. _____
4. A moth is on it. _____
5. Beth is with Seth. _____
6. The bag fell with a thud. _____
7. This pig is fat. _____
8. That pig is thin. _____

<p>A</p> 	<p>B</p> 	<p>C</p> 	<p>D</p> 
<p>E</p> 	<p>F</p> 	<p>G</p> 	<p>H</p> 

Write the letter for each picture beside the matching sentence.

Name _____ Date _____

Write the correct word in each sentence.

moth

bath


with

thin

That

thud

1. The dog will get a _____ .




2. A _____ is on it.



3. The bag fell with a _____ .




4. _____ is a big bell.



5. Beth is _____ Seth.



6. This pig is _____ .



Word Sort

thin

this

ten

tin

tell

then

thud

than

hen

hug

hat

t



h



th



Write each word in the column with the matching sound.





cost

lost




mōst

dump



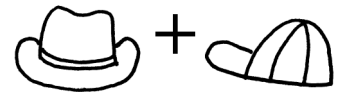
jump

fast



last

hand








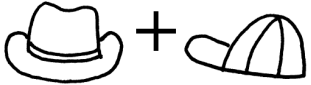




sand

and

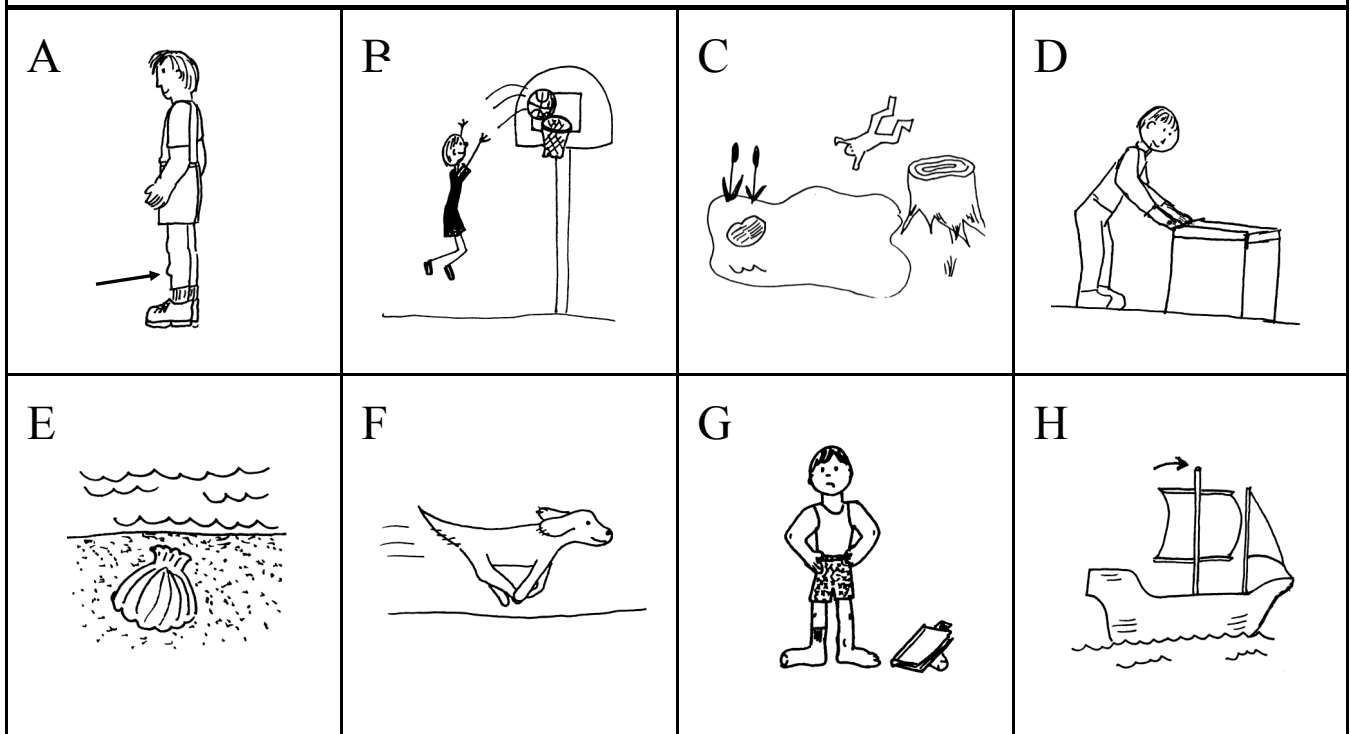


Draw a line from each word to the matching picture.

<p>fast last and hand sand</p>	<p>jump dump cost lost mōst</p>		
			
<hr style="border-top: 1px dashed black;"/>	<hr style="border-top: 1px dashed black;"/>	<hr style="border-top: 1px dashed black;"/>	<hr style="border-top: 1px dashed black;"/>
			
<hr style="border-top: 1px dashed black;"/>	<hr style="border-top: 1px dashed black;"/>	<hr style="border-top: 1px dashed black;"/>	<hr style="border-top: 1px dashed black;"/>

Copy the correct word under each picture.
Circle each word in the box after you use it.

1. A frog jumps. _____
2. Jeff lost his sock. _____
3. A shell is in the sand. _____
4. Tom shuts the box. _____
5. A dog runs fast. _____
6. Jim hits the rim. _____
7. A ship has a mast. _____
8. He has a bump on his leg. _____




Write the letter for each picture beside the matching sentence.

Name _____ Date _____


Write the correct word in each sentence.

and	jump	lost
sand	fast	mōst

1. A shell is in the _____ .



2. That man has the _____ .



3. Is she _____ ?



4. It can go _____ .




5. A frog can _____ .




6. He has a hat _____ a cap.  + 




best



rest



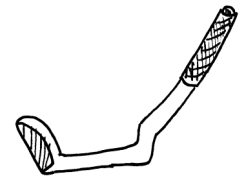
nest



camp



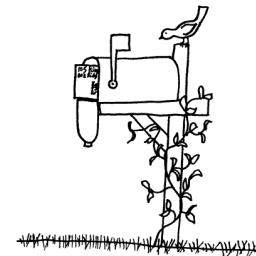
lamp




sent



went



bent








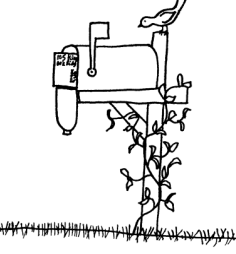




dust




must

Draw a line from each word to the matching picture.

<p>bent sent went must dust</p>	<p>lamp camp rest nest best</p>		
			
<hr style="border-top: 1px dashed black;"/>	<hr style="border-top: 1px dashed black;"/>	<hr style="border-top: 1px dashed black;"/>	<hr style="border-top: 1px dashed black;"/>
			
<hr style="border-top: 1px dashed black;"/>	<hr style="border-top: 1px dashed black;"/>	<hr style="border-top: 1px dashed black;"/>	<hr style="border-top: 1px dashed black;"/>

Copy the correct word under each picture.
Circle each word in the box after you use it.

1. A nest has eggs in it. _____
2. This pig is the best. _____
3. He will rest on the cot. _____
4. We will camp in this tent. _____
5. Sam went up the ramp. _____
6. The lamp is off. _____
7. She will get the dust off. _____
8. He must get rid of the mess. _____



Write the letter for each picture beside the matching sentence.

Name _____ Date _____

Write the correct word in each sentence.

dust

tent


rest

lamp

went

nest

1. The bus _____ up the hill.




2. We will camp in a _____.



3. He will _____ on the cot.



4. The _____ is off.




5. That _____ has eggs in it.




6. She will get the _____ off.







help



yelp



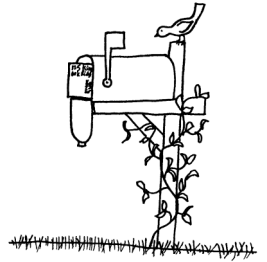
kelp




fond




pond



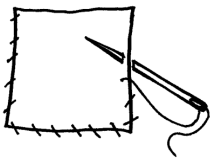
lend



mend



bend



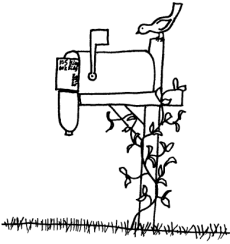



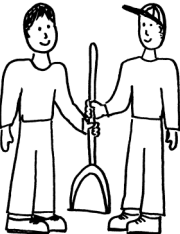
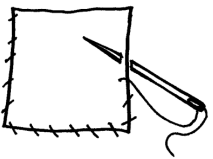




end



send


Draw a line from each word to the matching picture.

<p>send bend lend end mend</p>	<p>pond fond help yelp kelp</p>		
			
<hr style="border-top: 1px dashed black;"/>	<hr style="border-top: 1px dashed black;"/>	<hr style="border-top: 1px dashed black;"/>	<hr style="border-top: 1px dashed black;"/>
			
<hr style="border-top: 1px dashed black;"/>	<hr style="border-top: 1px dashed black;"/>	<hr style="border-top: 1px dashed black;"/>	<hr style="border-top: 1px dashed black;"/>


Copy the correct word under each picture.
Circle each word in the box after you use it.

1. A dog yelps. _____
2. Sam is at the end. _____
3. A fish is in the pond. _____
4. Beth is fond of Tom. _____
5. Mom will mend it for me. _____
6. The man will help him. _____


A




B




C



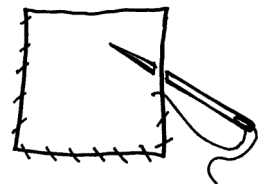
D



E



F



Write the letter for each picture beside the matching sentence.

Name _____ Date _____

Write the correct word in each sentence.

yelps

mend


pond

help


end

fond


1. The man will _____ him.




2. A dog _____.




3. Sam is at the _____.



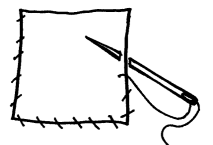
4. Beth is _____ of Tom.



5. A fish is in the _____.



6. Mom will _____ it for me.





elf



self



shelf



next




text



melt




belt



felt













wept



kept

Draw a line from each word to the matching picture.

<p>next text felt wept elf</p>	<p>melt shelf self kept belt</p>		
			
<hr style="border-top: 1px dashed black;"/>	<hr style="border-top: 1px dashed black;"/>	<hr style="border-top: 1px dashed black;"/>	<hr style="border-top: 1px dashed black;"/>
			
<hr style="border-top: 1px dashed black;"/>	<hr style="border-top: 1px dashed black;"/>	<hr style="border-top: 1px dashed black;"/>	<hr style="border-top: 1px dashed black;"/>

Copy the correct word under each picture.
Circle each word in the box after you use it.

1. Tom is next. _____
2. It will melt in the hot sun. _____
3. Nan was so sad that she wept. _____
4. A belt is in the box. _____
5. A lamp is on the shelf. _____
6. He kept it for him self. _____


A



B



C




D



E



F




Write the letter for each picture beside the matching sentence.

Name _____ Date _____

Write the correct word in each sentence.

self	wept	melt
shelf	next	belt


1. A _____ is in the box.



2. It will _____ in the hot sun.



3. Tom is _____.



4. Nan was so sad that she _____.



5. He kept it for him _____.



6. A lamp is on the _____.





fist



list



mist



milk




gift



lift

soft



loft



Draw a line from each word to the matching picture.

gift

milk

lift

mist

list

fist

loft

soft




1. This gift is for Beth. _____
2. Bob went up in the loft. _____
3. Milk is on the list. _____
4. He lifts it up. _____
5. It is soft. _____
6. Jan is in the mist. _____

A



B



C



D



E



F



Write the letter for each picture beside the matching sentence.

Name _____ Date _____

Write the correct word in each sentence.

loft

gift


mist

soft

lifts

list

1. It is _____.



2. He _____ it up.



3. This _____ is for Beth.



4. Jan is in the _____.



5. Bob went up in the _____.




6. Milk is on the _____.



mask




task




ask




desk




disk



risk



tusk



dusk

Draw a line from each word to the matching picture.

disk

mask

risk

ask

dusk






task

tusk

desk




Is it hot?



1. The list is on the desk. _____
2. She has a mask. _____
3. It has big tusks. _____
4. She will ask for a cat. _____
5. This disk is bad. Get rid of it. _____
6. This is a risk. _____


A



B




C




D



E



F



Write the letter for each picture beside the matching sentence.

Name _____ Date _____

Write the correct word in each sentence.

disk

mask


tusks

risk


ask

desk

1. It has big _____.



2. This is a _____.



3. Get rid of this bad _____.



4. She has a _____.



5. The list is on the _____.




6. She will _____ for a cat.







rock



sock

back




sack

duck





luck

neck













peck

kick



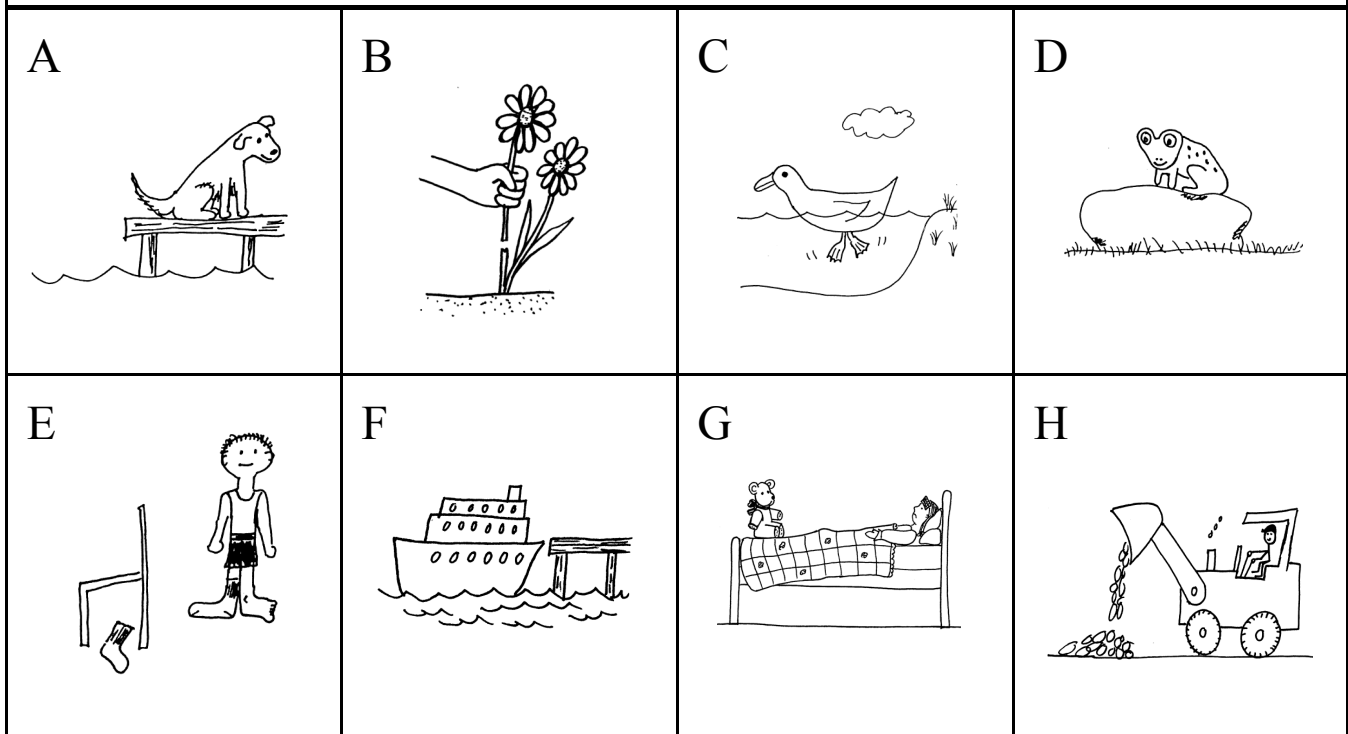
sick

Draw a line from each word to the matching picture.

<p>back sack duck luck rock</p>	<p>sick kick peck neck sock</p>		
			
<hr style="border-top: 1px dashed black;"/>	<hr style="border-top: 1px dashed black;"/>	<hr style="border-top: 1px dashed black;"/>	<hr style="border-top: 1px dashed black;"/>
			
<hr style="border-top: 1px dashed black;"/>	<hr style="border-top: 1px dashed black;"/>	<hr style="border-top: 1px dashed black;"/>	<hr style="border-top: 1px dashed black;"/>

Copy the correct word under each picture.
Circle each word in the box after you use it.

1. A ship is at the dock. _____
2. It dumps a lot of rocks. _____
3. A duck is in a pond. _____
4. I will pick it. _____
5. Rick lost his sock. _____
6. Jan is in bed. She is sick. _____
7. A dog sits on a dock. _____
8. A frog is on a rock. _____



Write the letter for each picture beside the matching sentence.

Name _____ Date _____

Write the correct word in each sentence.

pick

dock


duck

sick


rocks

sock

1. Jan is _____ .




2. It dumps a lot of _____ .




3. I will _____ it.




4. A ship is at the _____ .



5. A _____ is in the pond.



6. He lost his _____ .



Word Sort

back

cup

Rick

cat

kiss

cost

kit

sack

duck

peck

kid

kelp

c



k



ck



c	k	ck

Write each word in the column with the matching vowel sound.



tö



dö


^t
twö

2

^h
whö




intö




ontö



^v
giveve











^v
haveve



^v
liveve




Draw a line from each word to the matching picture.

<p>have live give onto into</p>	<p>do to who two</p>		
<p>2</p>			
<p>_____</p>	<p>_____</p>	<p>_____</p>	<p>_____</p>
<p>_____</p>	<p>_____</p>	<p>_____</p>	<p>_____</p>
			<p>_____</p>
<p>_____</p>	<p>_____</p>	<p>_____</p>	<p>_____</p>
<p>_____</p>	<p>_____</p>	<p>_____</p>	<p>_____</p>

Copy the correct word under each picture.
Circle each word in the box after you use it.

1. I can do this job. _____
2. The cat jumps onto the shelf. _____
3. Who is that? _____
4. The man went into the tent. _____
5. I have two cats. _____
6. Beth went to the pet shop. _____

A



B




C




D



E



F



Write the letter for each picture beside the matching sentence.

Name _____ Date _____

Write the correct word in each sentence.

to

into

~~who~~

do


onto

~~two~~

1. He went _____ the tent.



2. I can _____ this job.




3. The cat jumps _____ the shelf.




4. _____ is that?




5. Beth went _____ the pet shop.



6. I have _____ cats.






chop



chin



check



chick

chips



chimp




chest




chess







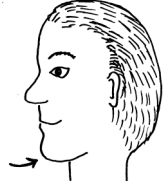





chill



rich



Draw a line from each word to the matching picture.

chick	check		
chin	chess		
chips	chest		
chimp	chill		
chop	rich		
			
			

Copy the correct word under each picture.
Circle each word in the box after you use it.

1. This man is rich. _____

2. Ed chops the logs. _____

3. I miss him so much! _____

4. Tom hit Jeff on the chin. _____

5. A chest is in the sand. _____

6. We will chill the cans. _____

A



B




C




D



E



F



Write the letter for each picture beside the matching sentence.

Name _____ Date _____

Write the correct word in each sentence.

chill

much

chest

chin

rich

chops

1. This man is _____ .



2. A _____ is in the sand.



3. We will _____ the cans.




4. Ed _____ the logs.



5. I miss him so _____ .



6. Tom hit Jeff on the _____ .



Word Sort

chick

bath

shell

then

shut

chop

shop

chess

thin

much

wish

with

sh



th




ch



sh	th	ch

Write each word in the correct column.



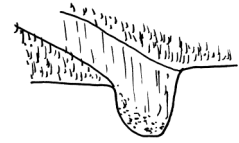
match



batch



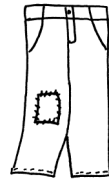
hatch



catch



patch




pitch


ditch



Dutch



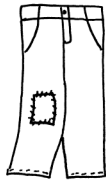









notch




fetch




Draw a line from each word to the matching picture.

<p>pitch</p> <p>ditch</p> <p>fetch</p> <p>notch</p> <p>Dutch</p>	<p>catch</p> <p>patch</p> <p>match</p> <p>batch</p> <p>hatch</p>		
			
<hr style="border-top: 1px dashed black;"/>	<hr style="border-top: 1px dashed black;"/>	<hr style="border-top: 1px dashed black;"/>	<hr style="border-top: 1px dashed black;"/>
			
<hr style="border-top: 1px dashed black;"/>	<hr style="border-top: 1px dashed black;"/>	<hr style="border-top: 1px dashed black;"/>	<hr style="border-top: 1px dashed black;"/>


Copy the correct word under each picture.
 Circle each word in the box after you use it.




bench



wrench



bunch



munch



punch



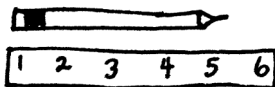
lunch

ranch




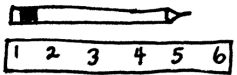




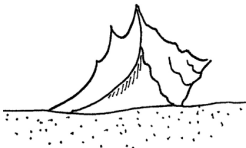



conch

inch




finch

Draw a line from each word to the matching picture.

<p>conch lunch bunch munch inch</p>	<p>bench r <u>w</u>rench ranch punch finch</p>		
			
<hr style="border-top: 1px dashed black;"/>	<hr style="border-top: 1px dashed black;"/>	<hr style="border-top: 1px dashed black;"/>	<hr style="border-top: 1px dashed black;"/>
			
<hr style="border-top: 1px dashed black;"/>	<hr style="border-top: 1px dashed black;"/>	<hr style="border-top: 1px dashed black;"/>	<hr style="border-top: 1px dashed black;"/>

Copy the correct word under each picture.
Circle each word in the box after you use it.

1. An egg can hatch. _____
2. A finch is on the nest. _____
3. Will she catch the dog? _____
4. His dog will fetch it. _____
5. He has a patch on his pants. _____
6. His lunch box is on the bench. _____
7. Jack picks up a conch shell. _____
8. A bunch of lambs live at the ranch. _____



Write the letter for each picture beside the matching sentence.

Name _____ Date _____

Write the correct word in each sentence.

conch

lunch

patch

hatch


finch

bunch

catch

fetch

1. Will she _____ the dog?



2. Jack picks up a _____ shell.




3. His _____ box is on the bench.




4. He has a _____ on his pants.




5. A _____ of lambs live
at the ranch.



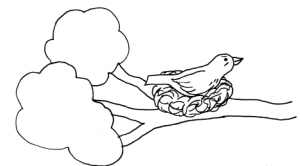
6. An egg can _____.



7. His dog will _____ it.



8. A _____ is on its nest.



Word Sort

match

rich

ditch

such

chat

chop

bench

fetch

lunch

Dutch

conch

chess

ch 

tch 

nch  

Write each word in the correct column.



step



snap



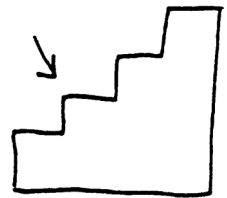
smell



skip



scab




spot



squid



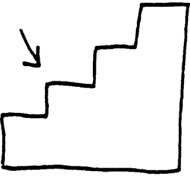









swim



twins


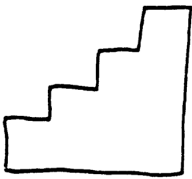








dwell

<p>scab</p> <p>skip</p> <p>squid</p> <p>step</p> <p>snap</p>	<p>swim</p> <p>twins</p> <p>dwel</p> <p>spot</p> <p>smell</p>		
			
<hr style="border-top: 1px dashed black;"/>	<hr style="border-top: 1px dashed black;"/>	<hr style="border-top: 1px dashed black;"/>	<hr style="border-top: 1px dashed black;"/>
			
<hr style="border-top: 1px dashed black;"/>	<hr style="border-top: 1px dashed black;"/>	<hr style="border-top: 1px dashed black;"/>	<hr style="border-top: 1px dashed black;"/>

Copy the correct word under each picture.
 Circle each word in the box after you use it.

1. The bus must stop. _____
2. A spot is on it. _____
3. A fish can swim. _____
4. Chad has a scab on his leg. _____
5. Chuck will sketch a dog. _____
6. I dwell in the hills. _____
7. This smells bad. _____
8. I will go up the steps. _____

A 	B 	C 	D 
E 	F 	G 	H 

Write the letter for each picture beside the matching sentence.

Name _____ Date _____

Write the correct word in each sentence.

stop

sketch

smells

stump

Stan

scab

dwell

swim

1. A fish can _____ .



2. The bus must _____ .



3. Chuck will _____ a dog.



4. This _____ bad.



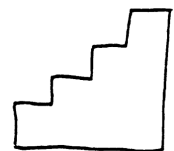
5. I _____ in the hills.



6. Chad has a _____ on his leg.



7. I will go up the _____ .



8. A _____ is on it.



Word Sort

stop

stand

stomp

spot

spend

sketch

skin

skill

skip

spin

spell


stick

st

sk

sp

Write each word in the column with the matching sound.



class



clock

flag




flap



sled



slip




block



plug

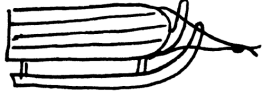











glass



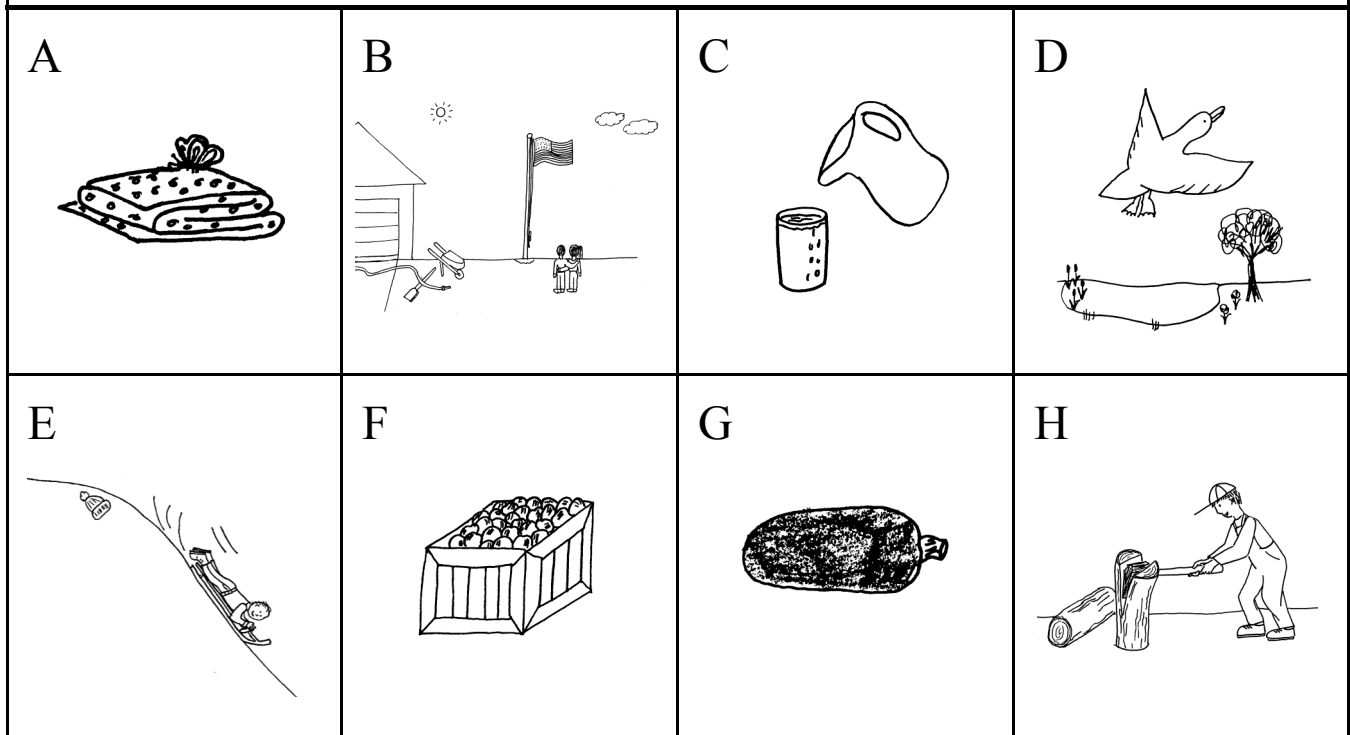
splash



<p>flap flag splash class glass</p>	<p>plug block clock slip sled</p>		
			
<hr style="border-top: 1px dashed black;"/>	<hr style="border-top: 1px dashed black;"/>	<hr style="border-top: 1px dashed black;"/>	<hr style="border-top: 1px dashed black;"/>
			
<hr style="border-top: 1px dashed black;"/>	<hr style="border-top: 1px dashed black;"/>	<hr style="border-top: 1px dashed black;"/>	<hr style="border-top: 1px dashed black;"/>

Copy the correct word under each picture.
Circle each word in the box after you use it.

1. Fill up the glass. _____
2. The box has plums in it. _____
3. A moth is on the cloth. _____
4. It is black. _____
5. He will split the logs with his ax. _____
6. A flag flaps in the wind. _____
7. Ed can go fast on his sled. _____
8. A duck can flap and go up. _____



Write the letter for each picture beside the matching sentence.

Name _____ Date _____

Write the correct word in each sentence.

cloth

black

flag

split


plums

sled

glass

flap


1. A _____ flaps in the wind.



2. It is _____ .




3. The box has _____ in it.



4. He will _____ the logs.



5. A duck can _____ and go up.



6. Ed can go fast on his _____ .



7. Fill up the _____ .



8. A moth is on the _____ .

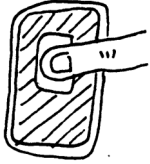




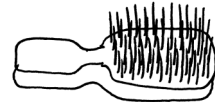
brush



dress



crab



frog



press



truck



grill



scratch






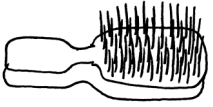



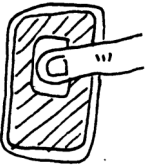


strap











sprig

Draw a line from each word to the matching picture.

<p>frog</p> <p>crab</p> <p>truck</p> <p>dress</p> <p>scratch</p>	<p>press</p> <p>grill</p> <p>strap</p> <p>sprig</p> <p>brush</p>		
			
<hr style="border-top: 1px dashed black;"/>	<hr style="border-top: 1px dashed black;"/>	<hr style="border-top: 1px dashed black;"/>	<hr style="border-top: 1px dashed black;"/>
			
<hr style="border-top: 1px dashed black;"/>	<hr style="border-top: 1px dashed black;"/>	<hr style="border-top: 1px dashed black;"/>	<hr style="border-top: 1px dashed black;"/>

Copy the correct word under each picture.
 Circle each word in the box after you use it.

1. Jack brags a lot. _____
2. Dad will fix hot dogs on the grill. _____
3. The truck dumps a lot of sand. _____
4. A sloth is on the branch. _____
5. A frog is on a flat rock. _____
6. The broth is hot. _____
7. This will crush a can. _____
8. That man has a crutch. _____

<p>A</p> 	<p>B</p> 	<p>C</p> 	<p>D</p> 
<p>E</p> 	<p>F</p> 	<p>G</p> 	<p>H</p> 

Write the letter for each picture beside the matching sentence.

Name _____ Date _____

Write the correct word in each sentence.

broth

frog

grill

truck

brags

crutch

crush

branch

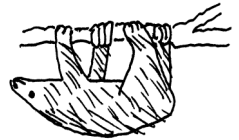
1. Dad will fix hot dogs on the _____ .



2. Jack _____ a lot.



3. A sloth is on the _____ .



4. The _____ dumps a lot of sand.



5. That man has a _____ .



6. This _____ is hot.



7. A _____ is on a big rock.



8. This will _____ a can.



Name _____

Date _____



whip



whisk



which



whiff




whiz



when



whippet




what

Draw a line from each word
to the matching picture.

whiff

whip

whiz


when

whisk

which

whippet


what



Practice reading the sentences. Write the letter for each picture beside the matching sentence.

1. What has six legs? _____
2. A whippet is a dog that runs fast. _____
3. A jet can whiz past. _____
4. Which pet will she pick? _____
5. When will we have lunch? _____
6. What is that? _____


A




B




C




D



E



F






hang



long



song



strong



king




wing

bring



swing













spring



thing



Draw a line from each word to the matching picture.

<p>long song hang wing king</p>	<p>thing bring swing spring strong</p>		
			
<hr style="border-top: 1px dashed black;"/>	<hr style="border-top: 1px dashed black;"/>	<hr style="border-top: 1px dashed black;"/>	<hr style="border-top: 1px dashed black;"/>
			
<hr style="border-top: 1px dashed black;"/>	<hr style="border-top: 1px dashed black;"/>	<hr style="border-top: 1px dashed black;"/>	<hr style="border-top: 1px dashed black;"/>

Copy the correct word under each picture.
Circle each word in the box after you use it.

Practice reading the sentences. Write the letter for each picture beside the matching sentence.

1. The king is rich. _____

2. She is with the king. She has a ring. _____


3. That man is strong. _____

4. This bug is an inch long. _____

5. Jeff sang a song. _____

6. Miss Long rang the bell. _____

A




B



C



D



E













F



Name _____ Date _____

Write the correct word in each sentence. Then practice reading the sentences.

thing	long	king	song	rang
wings	bring	swing	strong	Hang

1. The _____ is rich. 
2. It is fun to _____. 
3. _____ the jacket on the rack. 
4. We sang a _____. 
5. What is this _____? 
6. That man is _____. 
7. Jeff will _____ it to mom. 
8. It flaps its _____. 
9. Miss Long _____ the bell. 
10. This bug is an inch _____. 

Name _____ Date _____

Word Sort

sang

ring

thing

song

rang

long

sing

strong

king

hang

wing

gong

a



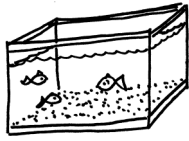
i




o



Write each word in the correct column.



junk



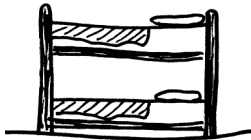
bunk



chunk



bank

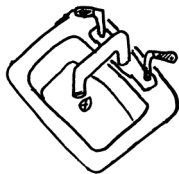


tank



thank

think



wink







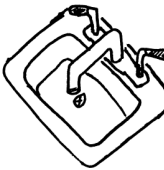
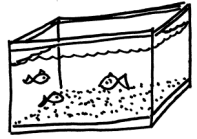
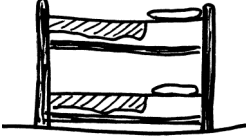



sink



honk



Draw a line from each word to the matching picture.

<p>chunk junk bunk bank tank</p>	<p>think wink sink thank honk</p>		
			
			

Practice reading the sentences. Write the letter for each picture beside the matching sentence.

1. The ship will not sink . _____

2. He will honk at the pig. _____

3. Jack and Chad have bunk beds. _____

4. She went past the bank. _____

5. She will thank him for the gift. _____

6. A fish is in the tank. _____


A




B



C




D



E



F





Name _____ Date _____


Write the correct word in each sentence. Then practice reading the sentences.


sink	bunk	bank	think	honks
pink	junk	tank	drank	skunk

1. Get rid of this _____ . 

2. She went past the _____ . 

3. This pig is _____ . 


4. That ship will not _____ . 


5. He _____ at the pig. 

6. Sam and Pat have _____ beds. 

7. A fish swims in the _____ . 

8. A _____ has a bad smell. 

9. She _____ it. 

10. I _____ I can do it. 

Word Sort

sink

bank

junk

sank

bunk

think

chunk

wink

tank

rink

thank

link

a



i



u



Write each word in the correct column.

Name _____

Date _____



oil




boil



soil



coin



point




noise



boy



toy



joy



soy

Draw a line from each word to the matching picture.

Name _____

Date _____

boy

oil

toy

boil

joy


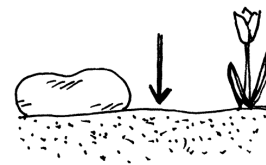
coin

soy

point

soil


noise




Copy the correct word under each picture.
Circle each word in the box after you use it.

Name _____


Date _____



out



shout



mouth



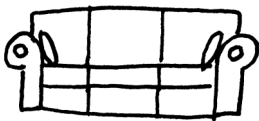
mouse



house




count



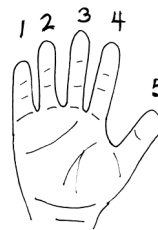
round



found



cloud



couch

Draw a line from each word to the matching picture.

Name _____

Date _____

mouse

count

house

couch

found


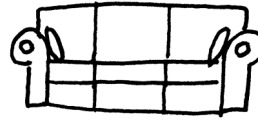
shout


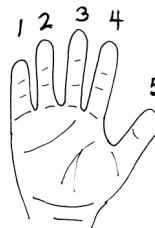

round



out

cloud

mouth



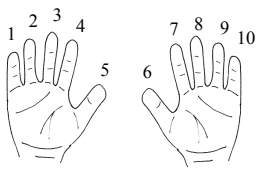











Copy the correct word under each picture. Circle each word in the box after you use it.

1. This is our house. _____
2. We sit on the couch. _____
3. Ned found a conch shell. _____
4. This clock is round. _____
5. I can count to ten. _____
6. A cloud is in front of the sun. _____
7. The cat jumped out of the box. _____
8. A mouse is in the house. _____

<p>A</p> 	<p>B</p> 	<p>C</p> 	<p>D</p> 
<p>E</p> 	<p>F</p> 	<p>G</p> 	<p>H</p> 

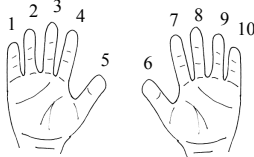
Write the letter for each picture beside the matching sentence.


Name _____ Date _____

Write the correct word in each sentence.


mouse	found	shout	count	cloud
house	round	out	couch	mouth

1. The cat jumped _____ of the box. 


2. I can _____ to ten. 


3. A _____ is in the house. 

4. This clock is _____. 

5. Ned _____ a conch shell. 

6. This is our _____. 

7. We sit on the _____. 


8. This is his _____. 

9. A _____ is in front of the sun. 


10. Do not _____ in the house. 

Name _____

Date _____




court



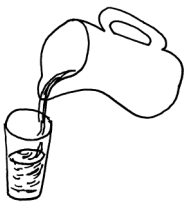
gourd

four



fourth

pour



mourn

Draw a line from each word to the matching picture.

mourn




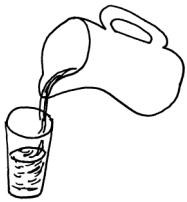
four

court

fourth

gourd

pour



Name _____

Date _____



you



your

yourself



soup

group




wound

coupon



crouton



toucan



through^x



Draw a line from each word to the matching picture.

Name _____

Date _____

you

your

toucan

soup

coupon




group

through

wound

yourself

crouton



Copy the correct word under each picture. Circle each word in the box after you use it.

Name _____

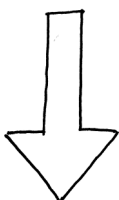
Date _____



cow



bow




owl



growl



town



down



brown



clown



frown



crowd

Draw a line from each word to the matching picture.

Name _____

Date _____

town

bow

down

cow

frown


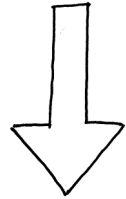

owl

brown

growl

clown

crowd





Copy the correct word under each picture.
Circle each word in the box after you use it.

Name _____


Date _____




row




low




slow




blow



snow




grow



show



window



yellow



follow

Draw a line from each word to the matching picture.

Name _____

Date _____

low

yellow

slow

follow

snow





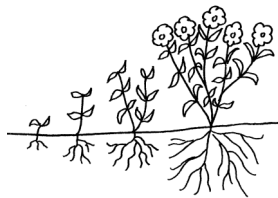
window

grow

show

blow

row




Copy the correct word under each picture.
Circle each word in the box after you use it.

Name _____


Date _____



put



pull




full



bull


pudding



push



bush



bushel



Draw a line from each word to the matching picture.

Name _____

Date _____

bush

pull

push





bushel

put

bull

pudding

full



Copy the correct word under each picture.
Circle each word in the box after you use it.

Name _____

Date _____




foot



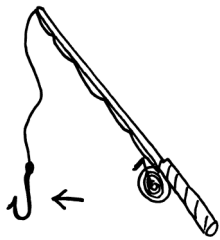
wood



good



hood




wool



hoof




book



hook



cook



look

Draw a line from each word to the matching picture.

Name _____

Date _____

wood

book

wool

cook

hood

look

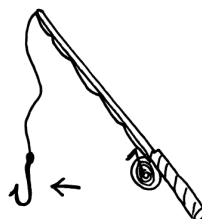
hoof


foot

hook

good








Copy the correct word under each picture.
Circle each word in the box after you use it.

Name _____


Date _____



tool



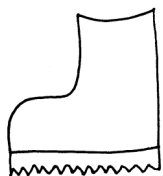
pool




food




boot



moon



roof



zoo



bloom



spoon



school

Draw a line from each word to the matching picture.

Name _____

Date _____

roof

tool

moon

food

pool






bloom

boot

spoon









zoo

school



Copy the correct word under each picture.
Circle each word in the box after you use it.

1. Bring me the tool box. _____
2. Jack will swim in the pool. _____
3. The food is on the grill. _____
4. Look at the moon. _____
5. Plants have roots that grow in the soil. _____
6. Plants bloom in the spring. _____
7. This room is a mess. _____
8. It is fun to go to school. _____

<p>A</p> 	<p>B</p> 	<p>C</p> 	<p>D</p> 
<p>E</p> 	<p>F</p> 	<p>G</p> 	<p>H</p> 

Write the letter for each picture beside the matching sentence.

Name _____ Date _____

Write the correct word in each sentence.

zoo	food	bloom	Roots	tool
swim	pool	school	room	moon

1. Can we go to the _____ ?



2. Bring me the _____ box.



3. It is fun to go to _____ .



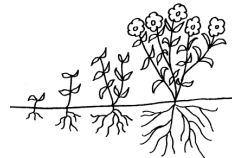
4. Look at the _____ .




5. This _____ is a mess.



6. _____ grow in the soil.



7. Jack will swim in the _____ .



8. The _____ is on the grill .



9. Plants _____ in the spring.



10. A loon can _____ .



